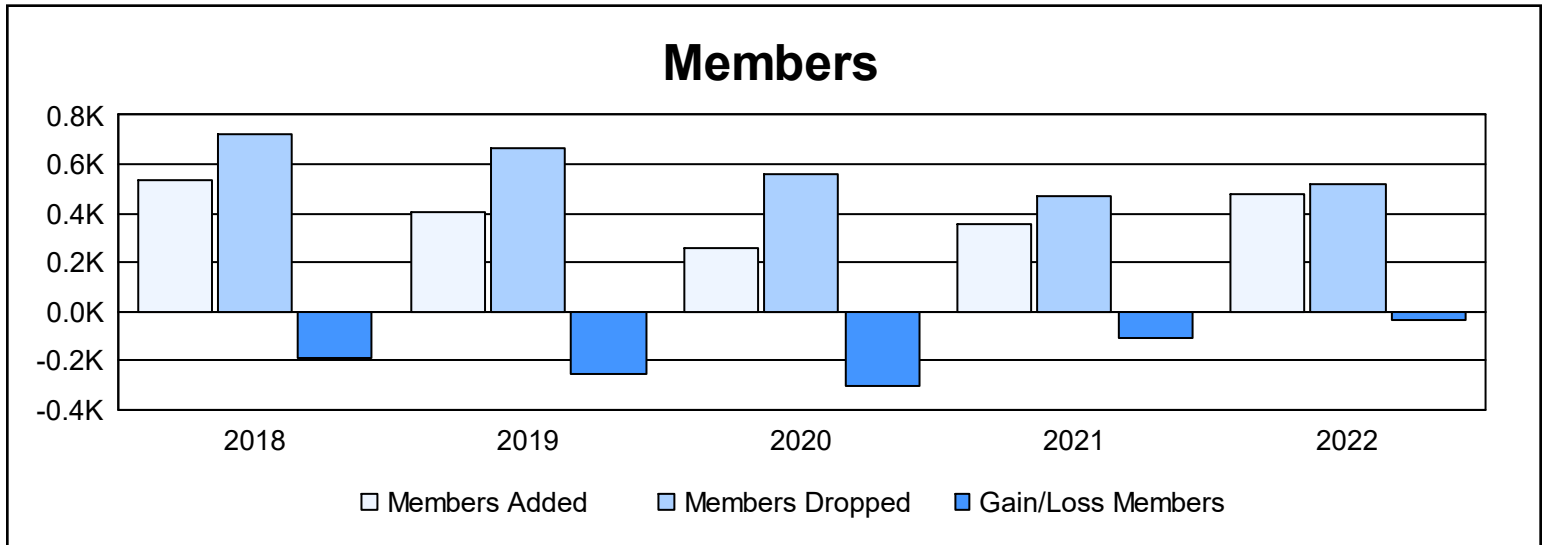
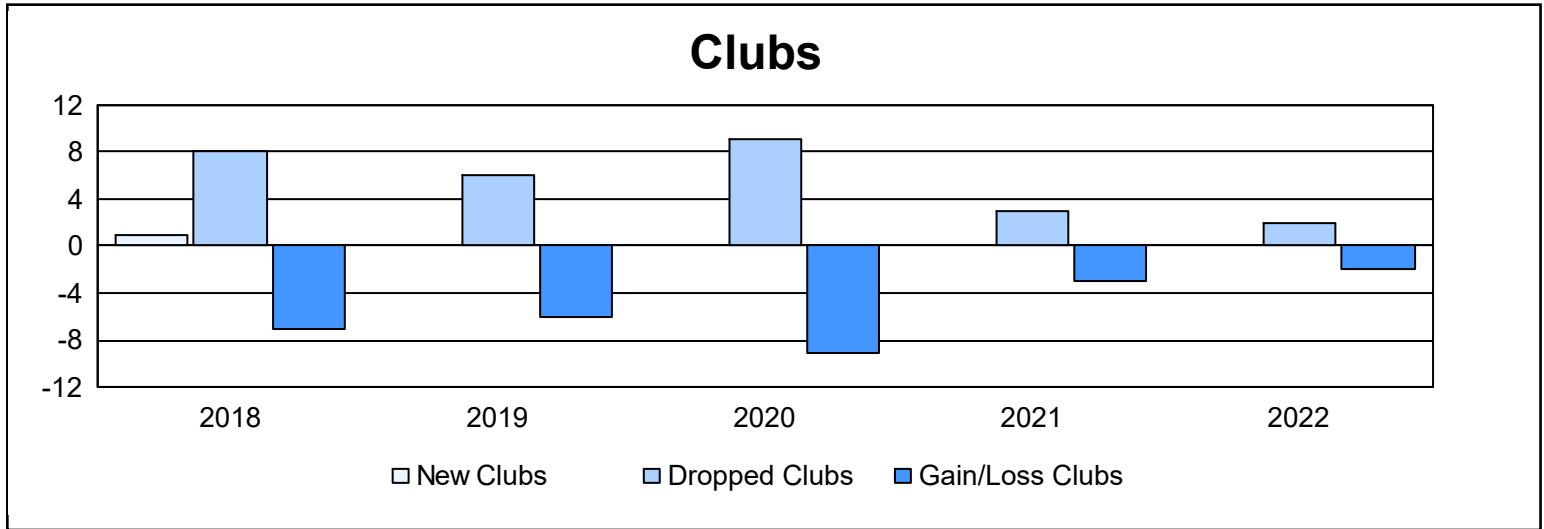
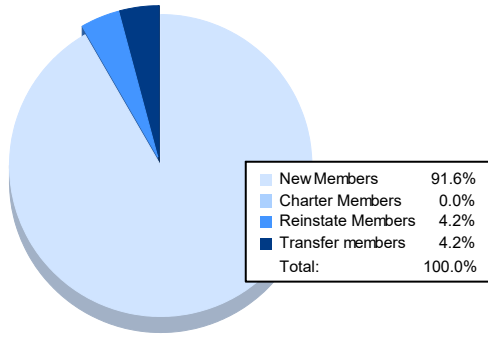


Year	New Clubs	Dropped Clubs	Gain/ Loss Clubs	New Members	Charter Members	Reinstate Members	Transfer Members	Total Member Added	Total Members Dropped	Gain/ Loss Members
2017-2018	1	8	-7	478	22	14	21	535	723	-188
2018-2019	0	6	-6	353	3	22	30	408	666	-258
2019-2020	0	9	-9	222	0	17	22	261	563	-302
2020-2021	0	3	-3	334	0	10	11	355	467	-112
2021-2022	0	2	-2	439	0	20	20	479	517	-38
<b>Average</b>	<b>0</b>	<b>6</b>	<b>-5</b>	<b>365</b>	<b>5</b>	<b>17</b>	<b>21</b>	<b>408</b>	<b>587</b>	<b>-180</b>



### Membership Composition June 2022 Cumulative



### Gender Composition June 2022 Cumulative

